

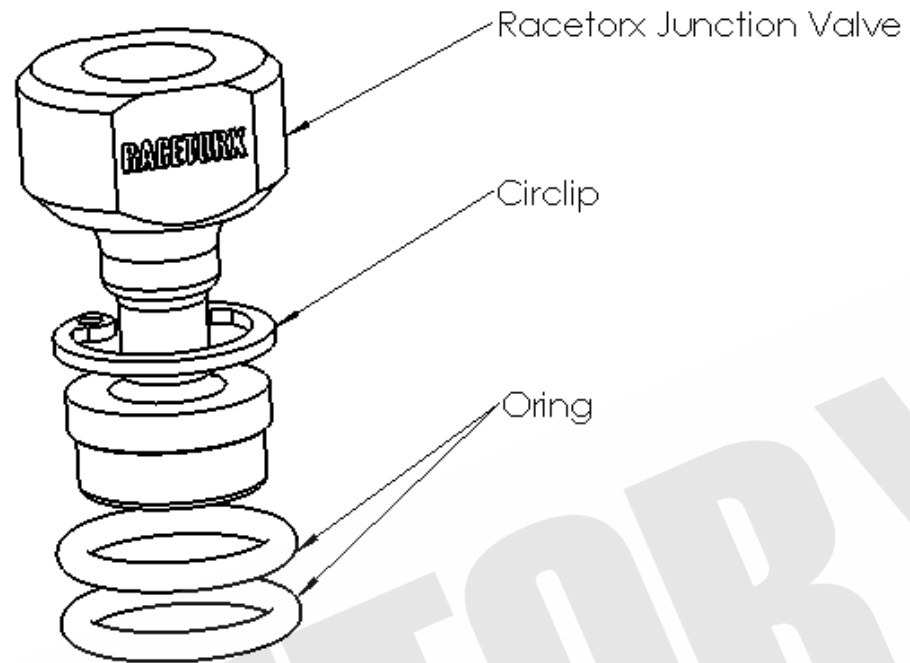
Installation manual



WWW.RACETORX.CO.UK

RTX450 Brake Junction Valve

This product should be installed by a trained vehicle technician




RACETORX[®]
P E R F O R M A N C E






1. Remove the screw cap and O-ring.



2. Insert supplied O-ring.



3. Insert the junction valve.



4. thumb brake or lever brake then mounts into the junction valve as shown.



After installation of the Junction valve:

1. Check any residue of brake fluid is cleaned up and be sure no brake fluid is on the tyres.